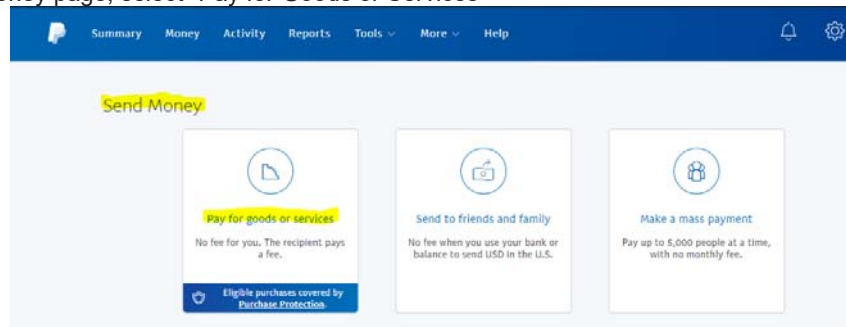
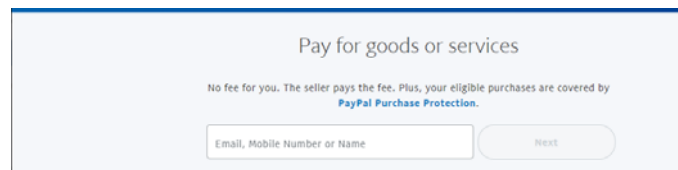


St. John the Evangelist School – PayPal Instructions for Lunch Account Deposits

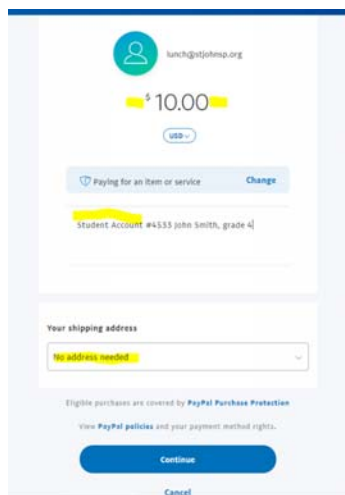
- Navigate to <https://www.paypal.com/myaccount/transfer/>
- You will be prompted to sign into your PayPal account (an account is required to send money)
- From the Send Money page, select "Pay for Goods or Services"



- Enter the email for St Johns lunch: lunch@stjohnsp.org and then click Next



- On the next screen, enter the amount you would like to deposit to the lunch account.
- In the notes section, please put as much identifying information as possible (Student Name/s, Grade/s, Lunch Account #/s), otherwise funds may be delayed in being applied to the account.
- Select 'No address needed' from the shipping address drop down.
- Click Continue



- On the final screen, confirm all details, including the banking source you would like the funds to come from.
- Click Send Payment Now

